

Why buy a "dumb" fermentor when you can have an intelligent fermentation system for the same price



GEN II Instrumentation System with 16-liter sterilizable-in-place bench fermentor.


Now! Microprocessor-controlled instruments "talk" to each other to provide interactive control of the total fermentation process.

You don't pay for software and you don't pay for a computer interface — NBS includes them in every instrumentation system.

GEN II is used with bench-top, pilot plant and production fermentors to provide a variety of control strategies including time-based and event-based profiling.

Individual instruments have full PID control capability with proportional gain, as well as integral and derivative time adjustments. The system incorporates fully distributed control and manual back-up of every parameter.

With GEN II, any fermentor has the brainpower it needs for super sophistication and reliability. And, if you can operate your calculator, you can operate GEN II. Send for our new 84 page Fermentation Catalog at PO Box 986, Edison, N.J. 08818 or call 800-631-5417.



NEW BRUNSWICK SCIENTIFIC CO., INC.

At NBS Advanced Technology is a Way of Life

Bridging the gap between introductory text and original research

ASPECTS OF MICROBIOLOGY

a highly acclaimed series of paperback books

Series editors: J. A. Cole, University of Birmingham
C. J. Knowles, University of Kent
D. Schlessinger, Washington University

Oral Microbiology

P. Marsh, 1980, 96 pages

Bacterial Toxins

J. Stephen and R. A. Pietrowski, 1981, 112 pages

The Microbial Cell Cycle

C. Edwards, 1981, 96 pages

Bacterial Plasmids

K. Hardy, 1981, 110 pages

Bacterial Respiration and Photosynthesis

C. W. Jones, 1982, 112 pages

Bacterial Cell Structure

H. J. Rogers, 1983, 96 pages

Microbial Control of Plant Pests and Diseases

J. W. Deacon, 1985, 96 pages

ASM member: \$8.00 each

Nonmember (US only): \$12.00 each

Prices subject to change without notice

The *Aspects of Microbiology* series is published in the United States by the American Society for Microbiology, by exclusive agreement with Van Nostrand Reinhold Company Ltd.

ASM members and US nonmembers should direct their orders to: American Society for Microbiology, Publication Sales, 1913 I St., NW, Washington, DC 20006. Payment must accompany member orders. Payment must be made in US dollars drawn on a US bank.

Outside the US, nonmembers should direct their orders and inquiries to: Van Nostrand Reinhold, Molly Millars Lane, Wokingham, Berkshire, RG11 2PY, England.

To: **AMERICAN SOCIETY FOR MICROBIOLOGY** Publication Sales, 1913 I Street, NW, Washington, DC, 20006

Quantity	Title	ASM member	Nonmember (US only)	Ship books to:
_____	Oral Microbiology	\$8.00	\$12.00	Name _____
_____	Bacterial Toxins	8.00	12.00	_____
_____	The Microbial Cell Cycle	8.00	12.00	Institution _____
_____	Bacterial Plasmids	8.00	12.00	_____
_____	Bacterial Respiration and Photosynthesis	8.00	12.00	Address _____
_____	Bacterial Cell Structure	8.00	12.00	City _____ State/Province _____
_____	Microbial Control of Plant Pests and Disease	8.00	12.00	_____
				Country _____ Zip/Postal Code _____

Payment of \$ _____ enclosed

Bill me (US nonmember only)

Signature _____

Date _____

Meeting the bacteriologist's need for a compact handbook of laboratory methods—

Manual of Methods for General Bacteriology

EDITOR-IN-CHIEF:
Philipp Gerhardt

SECTION EDITORS:
Ralph N. Costilow
Noel R. Krieg
R. G. E. Murray
Eugene W. Nester
G. Briggs Phillips
Willis A. Wood

Published
and distributed
by:



American Society
for Microbiology
1913 I Street, NW
Washington, DC 20006

This *Manual* covers all the taxa of bacteria, and its approach is generalized for both pure and applied bacteriology. Aimed at senior undergraduate and beginning graduate science majors, at teachers and researchers, the *Manual* provides practical descriptions of laboratory procedures that are known to be reliable and that are in frequent use. It is an invaluable tool for all involved in bacteriology in the laboratory setting.

The book comprises six sections, each of which is self-contained, with its own table of contents to help the reader find specific methods as easily as possible. The contents are listed below.

METHODOLOGY FOR GENERAL BACTERIOLOGY

MORPHOLOGY—Light Microscopy—Specimen Preparation for Light Microscopy—Determinative Methods of Light Microscopy—Electron Microscopy—Cell Fractionation

GROWTH—Biophysical Factors in Growth—Biochemical Factors in Growth—Enrichment and Isolation—Solid Culture—Liquid Culture—Growth Measurement—Preservation

GENETICS—Gene Mutation—Gene Transfer—Plasmids

METABOLISM—Physical Methods—Chemical Composition—Enzymatic Activity—Permeability and Transport

SYSTEMATICS—General Characterization—Numerical Taxonomy—Genetic Characterization

LABORATORY SAFETY—Sterilization—Containment and Disinfection

ADDENDUM—Diluents and Biomass Measurement

ORDERING INFORMATION

Publication date: March 1981. 525 pages, fully illustrated.

Clothbound

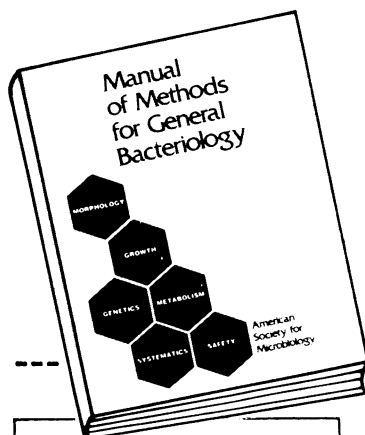
Flexible binding:

ISBN: 0-914826-29-8

ISBN: 0-914826-30-1

\$30.00 (\$22.00 to members of ASM) \$26.00 (\$19.00 to members of ASM)

Prices subject to change without notice



I am a member of ASM.
Send me _____ copy(ies)

(limit of 3 at member prices)

\$22.00 (Cloth):

\$19.00 (Flexible).

I have enclosed \$ _____

Please send me _____ copy(ies) of
MANUAL OF METHODS FOR GENERAL BACTERIOLOGY

\$30.00 (Cloth):

\$26.00 (Flexible).

Send book(s) to: _____ I have enclosed \$ _____

Name _____

Address _____

City State Zip _____

The latest volume in ASM's
annual **Microbiology** series:

Microbiology— 1983

Editor:
David Schlessinger

This volume covers a variety of topics:

- I. Termination, Antitermination, and Processing of Bacterial mRNA
- II. Genetic Control of DNA Replication of Phages and Their Hosts
- III. Impact of Genetics on the Systematics of Microorganisms
- IV. Metabolism of C: Compounds
- V. Developmental Biology of Bacteria
- VI. Mycology
- VII. Infectious Diseases
 - A. Iron and Trace Metals: Transport, Metabolism, and Disease
 - B. Obligate Intracellular Parasitism
- VIII. Short Reviews

Researchers in these areas, departmental and university libraries, and graduate students with a particular interest in any of these topics will find this volume useful.

Also Available: Previous volumes in the **Microbiology** series are still available. The more recent are **Microbiology—1982**, **Microbiology—1981**, and **Microbiology—1980**, but the series goes back to **Microbiology—1974**. Volumes prior to the 1983 volume are priced at \$25.00 for nonmembers, \$15.00 for ASM members.

Microbiology—1983 is priced at \$27.00 for nonmembers, \$17.00 for ASM members. It contains 412 pages and is clothbound. Publication date: May 1983.

ISBN: 0-914826-53-0.

Prices are subject to change without notice. Member orders must be prepaid. All orders must be paid in US dollars. Send orders and inquiries to the publisher:

American Society for Microbiology

1913 I Street, NW
Washington, DC 20006

The stain in the main goes neatly on the plane...


with Bacto - Gram Stain Set.

Stains come in 250 ml. plastic bottles, ready to use. The special snorkel-top plastic cap supplied with each bottle puts the stain right where you want it, on the slide, not on hands or lab coat. The base of the set serves as a rack for the stain bottles. When a bottle is empty, simply discard and replace it from the handy economical 250 ml. 6-pack. The replacement eliminates accidental spillage while pouring from one bottle to another.

No time-consuming and messy dilution or preparation necessary. No weighing, filtering, or costly waste of material. Stains will not precipitate. All reagents are carefully standardized; Difco quality assures consistent, reproducible, accurate results every time. End messy stains in your laboratory. Write for literature 3328. P.O. Box 1058A, Detroit, Michigan 48232.

The set includes solutions for the complete procedure:

- Bacto - Gram Crystal Violet
- Bacto - Gram Iodine
- Bacto - Gram Decolorizer
- Bacto - Gram Safranin.



DIFCO
LABORATORIES
DETROIT MI 48232 USA